



Performance Ka
Higher Standard



FANS CATALOGUE 2026

RAISING CUSTOMER DELIGHT THROUGH HIGHER PERFORMANCE

In the electrical industry, over the last 60 years, Standard Electricals has emerged as one of India's preferred brands.

Living up to its brand purpose—*Performance ka higher standard*—the business offers a wide range of technologically advanced products. From fans and water heaters to MCBs, RCCBs, distribution boards, modular switches, and copper flexible cables, every product reflects Standard's unwavering commitment to raising the bar of excellence.

To make these solutions accessible, Standard has developed an extensive network encompassing 3,000+ authorized dealers, 25+ exclusive brand stores, and 25,000+ retail outlets.

At the forefront of Standard's product evolution lies its Customer Experience & Designs (CXD) Studio, where creativity and user-centric design converge. This is complemented by its Centre for Research & Innovation (CRI), supported by four advanced R&D centres, enabling the business to consistently deliver products that are both functional and visually compelling.

Anchored in the 'Make in India' initiative, Standard operates five cutting-edge manufacturing facilities in Haridwar, Baddi, Sahibabad, Neemrana, and Alwar. Each product is rigorously tested to meet the highest safety and performance thresholds, ensuring the best quality.

Beyond its strong presence in the Indian market, Standard has also made a mark internationally. It has a significant presence in key SAARC nations, the Middle East, and African markets.

Driven by a commitment to innovation, quality, and design, Standard also upholds sustainable practices throughout its operations, including eco-friendly manufacturing processes and energy-efficient product design, contributing to a greener and more sustainable future.



CORPORATE OFFICE, NOIDA



State-of-the-Art Manufacturing Unit



Customer Experience & Design



Industry 4.0 Process



Center For Research & Innovation



Performance Ka **Higher** Standard

EQUATOR



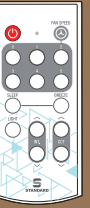
WALNUT GOLD



PEARL WHITE



WALNUT GOLD



Anti dust coating is not applicable for wood finish fan



WOOD FINISH DESIGN

DECORATIVE LIGHT

BREEZE & SLEEP MODE



SWEEP (mm)	VOLTAGE (V)	POWER INPUTS (Watt)	SPEED r/min (RPM)	AIR DELIVERY m ³ /min
1200 mm	230 V	48 W	330 r/min	216 m ³ /min



Free Installation



Remote Operation



3 Colour LED Light with Dimmable Feature



100% Copper Motor



Made In India

CUTTING AREA

PREMIUM UNDER LIGHT



BLDC FANS


PRIMAIR



WHITE



GRAPHITE



WHITE



5 STAR ENERGY RATING



BLDC MOTOR



SAVE UP TO 50% ON ENERGY BILL



IS : 374-2019
CM/L-0008644286

SWEEP (mm)	VOLTAGE (V)	POWER INPUTS (Watt)	SPEED r/min (RPM)	AIR DELIVERY m ³ /min
1200 mm	230 V	37 W	280 r/min	240 m ³ /min



3 Years Warranty



Free Installation



ABS Body & Blades



Reverse Rotation



Wider Air Throw



Remote Operation



Super-Silent Performance


ODION



PEARL WHITE



PEARL BROWN



SLATE



SWEEP (mm)	VOLTAGE (V)	POWER INPUTS (Watt)	SPEED r/min (RPM)	AIR DELIVERY m ³ /min
1200 mm	230 V	33 W	320 r/min	220 m ³ /min



3 Years Warranty



Free Installation



Premium IMD Finish



Wider Air Throw



100% Copper Motor



Remote Operation

BRIZA MAX



COCOA BROWN



ELEGANT WHITE



COCOA BROWN



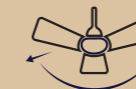
SWEEP (mm)	VOLTAGE (V)	POWER INPUTS (Watt)	SPEED r/min (RPM)	AIR DELIVERY m ³ /min
1200 mm	230 V	33 W	350 r/min	220 m ³ /min



LED Light with CCT and Dimming



Super-Silent Performance



Super-speed Wider Air Throw



100% Copper Motor



3 Years Warranty



Made In India

BRIZA PLUS


Coming
SOON



STONE GREY



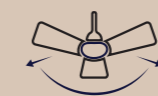
ELEGANT WHITE



DENIM BLUE



SWEEP (mm)	VOLTAGE (V)	POWER INPUTS (Watt)	SPEED r/min (RPM)	AIR DELIVERY m ³ /min
1200 mm	230 V	33 W	350 r/min	220 m ³ /min



**Super-speed
Wider Air
Throw**



**100%
Copper
Motor**



**3 Years
Warranty**



**Made In
India**

BLDC RANGE

CUTTING AREA


BRIZA NEO




LIGHT GREY



SMOKE BROWN



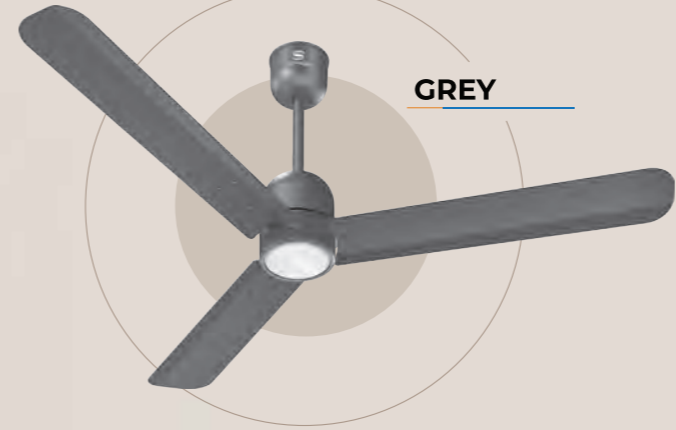
WHITE



SATIN BLACK



MATT BLUE



GREY



SWEEP (mm)	VOLTAGE (V)	POWER INPUTS (Watt)	SPEED r/min (RPM)	AIR DELIVERY m ³ /min
1200 mm	230 V	33 W	350 r/min	220 m ³ /min



RF Remote Sensing in All Direction



100% Copper Motor



3 Years Warranty



Made In India

BLDC RANGE
CUTTING AREA

MAGNIA





- 5 STAR ENERGY RATING
- BLDC MOTOR
- CONTEMPORARY DESIGN
- SAVE UP TO 50% ON ENERGY BILL
- IS : 374-2019
CML-0008644286

SWEEP (mm)	VOLTAGE (V)	POWER INPUTS (Watt)	SPEED r/min (RPM)	AIR DELIVERY m ³ /min
1200 mm	230 V	32 W	350 r/min	225 m ³ /min

- 3 Years Warranty
- Super-speed Wider Air Throw
- 100% Copper Motor
- RF Remote Sensing in All Direction
- Remote Operation
- Dust Fighter

BLDC RANGE
CUTTING AREA

VENTO



SWEEP (mm)	VOLTAGE (V)	POWER INPUTS (Watt)	SPEED r/min (RPM)	AIR DELIVERY m ³ /min
1200 mm	230 V	33 W	350 r/min	220m ³ /min



Remote Operation



Super-Speed Wider Air Throw



Super-Silent Performance



100% Copper Motor



2 Years Warranty



Made In India

BLDC RANGE

CUTTING AREA

FRORER DECOR



CHAMP PEARL BROWN



PEARL WHITE



MIST DUSK



SWEEP (mm)	VOLTAGE (V)	POWER INPUTS (Watt)	SPEED r/min (RPM)	AIR DELIVERY m ³ /min
1200 mm	230 V	32 W	380 r/min	225 m ³ /min

- Premium IMD Finish
- Remote Operation
- Dust Fighter
- 100% Copper Motor
- 2 Years Warranty
- Made In India

BLDC RANGE

CUTTING AREA

FRORER




SMOKE BROWN



MATT BLUE CHROME




ELEGANT WHITE COPPER



ELEGANT WHITE CHROME



5 STAR ENERGY RATING



BLDC MOTOR



SAVE UP TO 50% ON ENERGY BILL



HIGH SPEED



IS : 374-2019
CML-0008644286

SWEEP (mm)	VOLTAGE (V)	POWER INPUTS (Watt)	SPEED r/min (RPM)	AIR DELIVERY m ³ /min
1200 mm	230 V	32 W	380 r/min	225 m ³ /min



Remote Operation



RF Remote Sensing in All Direction



100% Copper Motor



2 Years Warranty




Made In India

BLDC RANGE

CUTTING AREA



DESIGNER FANS



CLASSIK ES



BRUSHED NICKEL



ANTIQU BRASS



HIGH SPEED

ELECTROPLATED FINISH

WIDER BLADES FOR HIGHER AIR DELIVERY



SWEEP (mm)	VOLTAGE (V)	POWER INPUTS (Watt)	SPEED r/min (RPM)	AIR DELIVERY m ³ /min
1200 mm	230 V	50 W	370 r/min	225 m ³ /min

100% Copper Motor


RIBBED BLADE FOR BETTER BLADE STRENGTH

2 Years Warranty

MADE IN INDIA


DESIGNER RANGE

CUTTING AREA



PEARL WHITE WOOD

DASHER PRIME



CHAMPAGNE CHERRY WOOD



PEARL WHITE WOOD



SWEEP (mm)	VOLTAGE (V)	POWER INPUTS (Watt)	SPEED r/min (RPM)	AIR DELIVERY m ³ /min
1200 mm	230 V	50 W	370 r/min	225 m ³ /min
900 mm	230 V	39 W	420 r/min	140 m ³ /min
600 mm	230 V	57 W	850 r/min	112 m ³ /min





DESIGNER RANGE

CUTTING AREA



FOLIUM ES



SWEEP (mm)	VOLTAGE (V)	POWER INPUTS (Watt)	SPEED r/min (RPM)	AIR DELIVERY m ³ /min
1200 mm	230 V	48 W	370 r/min	220 m ³ /min



DESIGNER RANGE

CUTTING AREA



METALLIC BLACK

SIROCCO



PEARL WHITE



METALLIC BROWN



METALLIC FINISH

WIDER AIR DELIVERY



SWEEP (mm)	VOLTAGE (V)	POWER INPUTS (Watt)	SPEED r/min (RPM)	AIR DELIVERY m ³ /min
1200 mm	230 V	48 W	370 r/min	220 m ³ /min



Dust Fighter



100% Copper Motor



2 Years Warranty



Made In India

DESIGNER RANGE

CUTTING AREA



CHAMPAGNE-PEARL BROWN

FRORER DECOR ES



MIST DUSK



PEARL WHITE



METALLIC FINISH

DECORATIVE ART



SWEEP (mm)	VOLTAGE (V)	POWER INPUTS (Watt)	SPEED r/min (RPM)	AIR DELIVERY m ³ /min
1200 mm	230 V	48 W	370 r/min	220 m ³ /min
900 mm	230 V	39 W	420 r/min	140 m ³ /min
600 mm	230 V	57 W	850 r/min	112 m ³ /min



Premium IMD Finish



Dust Fighter



100% Copper Motor



2 Years Warranty



Made In India

DESIGNER RANGE

CUTTING AREA



SMOKE BROWN BRONZ*

RIPPLE



SMOKE BROWN BRONZ*



PEARL WHITE BABY BLUE



WIDER BLADES

CONTEMPORARY DESIGN

METALIZING TRIMS



SWEEP (mm)	VOLTAGE (V)	POWER INPUTS (Watt)	SPEED r/min (RPM)	AIR DELIVERY m ³ /min
1200 mm	230 V	48 W	370 r/min	220 m ³ /min



Dust Fighter



100% Copper Motor



2 Years Warranty




Made In India

*Anti dust coating is not applicable for matt finish

DESIGNER RANGE

CUTTING AREA



COFFEE BROWN COPPER

FRORER ES



ELEGANT WHITE COPPER

BIANCO GOLD



MATT BLUE INDIGO CHROME



SWEEP (mm)	VOLTAGE (V)	POWER INPUTS (Watt)	SPEED r/min (RPM)	AIR DELIVERY m ³ /min
1400 mm	230 V	54 W	290 r/min	250 m ³ /min
1200 mm	230 V	48 W	370 r/min	220 m ³ /min
900 mm	230 V	39 W	420 r/min	140 m ³ /min
600 mm	230 V	57 W	850 r/min	112 m ³ /min



100% Copper Motor



Wide Range



2 Years Warranty




Made In India

DESIGNER RANGE

CUTTING AREA



FLORO ES



INDIGO BLUE CHAMPAGNE



MATT BLACK CHROME



MAROON ESPRESSO BROWN



1 STAR ENERGY RATING

SUPER SPEED

WIDER AIR DELIVERY



SWEEP (mm)	VOLTAGE (V)	POWER INPUTS (Watt)	SPEED r/min (RPM)	AIR DELIVERY m ³ /min
1200 mm	230 V	48 W	370 r/min	220 m ³ /min



High Performance at Low Voltage



100% Copper Motor



2 Years Warranty




Made In India



SMOKE BROWN QUARTZ

KEYA ES



SMOKE BROWN QUARTZ

SKY INDIGO BLUE


WHITE - GREY CHROME



SWEEP (mm)	VOLTAGE (V)	POWER INPUTS (Watt)	SPEED r/min (RPM)	AIR DELIVERY m ³ /min
1200 mm	230 V	48 W	370 r/min	220 m ³ /min



High Performance at Low Voltage



100% Copper Motor




2 Years Warranty



Made In India

DESIGNER RANGE

CUTTING AREA




SMOKE BROWN - ESPRESSO BROWN

GLITZR NX



WHITE - ESPRESSO BROWN



BIANCO PEARL BROWN



METALIZED TRIMS

WIDER AIR DELIVERY



SWEEP (mm)	VOLTAGE (V)	POWER INPUTS (Watt)	SPEED r/min (RPM)	AIR DELIVERY m ³ /min
1200 mm	230 V	48 W	370 r/min	216 m ³ /min
900 mm	230 V	39 W	420 r/min	140 m ³ /min
600 mm	230 V	57 W	850 r/min	112 m ³ /min



High Performance at Low Voltage



2 Years Warranty



Made In India

DESIGNER RANGE

CUTTING AREA



BROWN

SUPEOAIR



WHITE

SMOKE BROWN

MATT BLUE



HIGH SPEED

CONTEMPORARY DESIGN



SWEEP (mm)	VOLTAGE (V)	POWER INPUTS (Watt)	SPEED r/min (RPM)	AIR DELIVERY m ³ /min
1200 mm	230 V	48 W	390 r/min	216 m ³ /min



High Performance at Low Voltage



100% Copper Motor




2 Years Warranty



Made In India

DESIGNER RANGE
CUTTING AREA



REGULAR FANS



MIST HONEY

**BREEZER
PREMIUM ES**



PASTEL PURPLE



MIST HONEY



1 STAR
ENERGY RATING

METALLIC
FINISH

WIDER AIR
DELIVERY



IS : 374-2019
CM/L-0008644286

SWEEP (mm)	VOLTAGE (V)	POWER INPUTS (Watt)	SPEED r/min (RPM)	AIR DELIVERY m ³ /min
1200 mm	230 V	48 W	370 r/min	220 m ³ /min



**Dust
Fighter**




**100%
Copper Motor**



**2 Years
Warranty**



**Made In
India**



SAILOR ES



PEARL WHITE SILVER

CHAMPAGNE GOLD

METALLIC BROWN - GOLD

GOLD



METALLIC FINISH

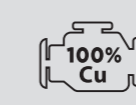
HIGH SPEED



SWEEP (mm)	VOLTAGE (V)	POWER INPUTS (Watt)	SPEED r/min (RPM)	AIR DELIVERY m ³ /min
1200 mm	230 V	48 W	370 r/min	220 m ³ /min
900 mm	230 V	39 W	420 r/min	140 m ³ /min



Dust Fighter



100% Copper Motor



2 Years Warranty




Made In India

REGULAR RANGE

CUTTING AREA



ZOE ES



HIGH SPEED

WIDER AIR DELIVERY



SWEEP (mm)	VOLTAGE (V)	POWER INPUTS (Watt)	SPEED r/min (RPM)	AIR DELIVERY m ³ /min
1400 mm	230 V	54 W	290 r/min	250 m ³ /min
1200 mm	230 V	48 W	370 r/min	220 m ³ /min
900 mm	230 V	39 W	420 r/min	140 m ³ /min
600 mm	230 V	57 W	850 r/min	112 m ³ /min



High Performance at Low Voltage



100% Copper Motor




2 Years Warranty



Made In India


REGULAR RANGE

CUTTING AREA



BROWN

SPIDO NEO ES



WHITE

SMOKE BROWN

BIANCO

MATT BLUE



HIGH SPEED

DOUBLE BALL BEARING



SWEEP (mm)	VOLTAGE (V)	POWER INPUTS (Watt)	SPEED r/min (RPM)	AIR DELIVERY m ³ /min
1200 mm	230 V	48 W	390 r/min	216 m ³ /min
900 mm	230 V	38 W	450 r/min	140 m ³ /min

High Performance at Low Voltage



100% Copper Motor



2 Years Warranty



Made In India

REGULAR RANGE


CUTTING AREA



BUZZ NX



SMOKE BROWN



GREY

WHITE



SWEEP (mm)	VOLTAGE (V)	POWER INPUTS (Watt)	SPEED r/min (RPM)	AIR DELIVERY m ³ /min
1200 mm	230 V	48 W	370 r/min	216 m ³ /min



Super speed



Wider Air Delivery



Double Ball Bearing



2 Years Warranty



Made In India

REGULAR RANGE

CUTTING AREA



PORTABLE FANS

ALFA PRO HIGH SPEED



Pedestal Fan, 400 mm



WEB MESH GUARD FOR HIGHER SAFETY



POWER 105 W



OSCILLATION



Wall Fan, 400 mm



Pedestal Fan, 400 mm



RF Remote Sensing in All Direction

Aerodynamically designed & Balanced PP Blade

Sleep, Breeze & Timer

IS : 302-2-80 : 2017
CML-8300169416

Model	Sweep (mm)	Power Inputs (Watt)	Speed r/min (RPM)	Air Delivery m ³ /min
Alfa Pro Pedestal	400 mm	57 W	1350 r/min	65 m ³ /min
Alfa Pro Pedestal	400 mm	57 W	1350 r/min	65 m ³ /min
Alfa Pro Wall	400 mm	57 W	2100 r/min	65 m ³ /min
Alfa Pro Wall	400 mm	57 W	2000 r/min	65 m ³ /min

ALFA HIGH SPEED



Wall Fan, 300 mm



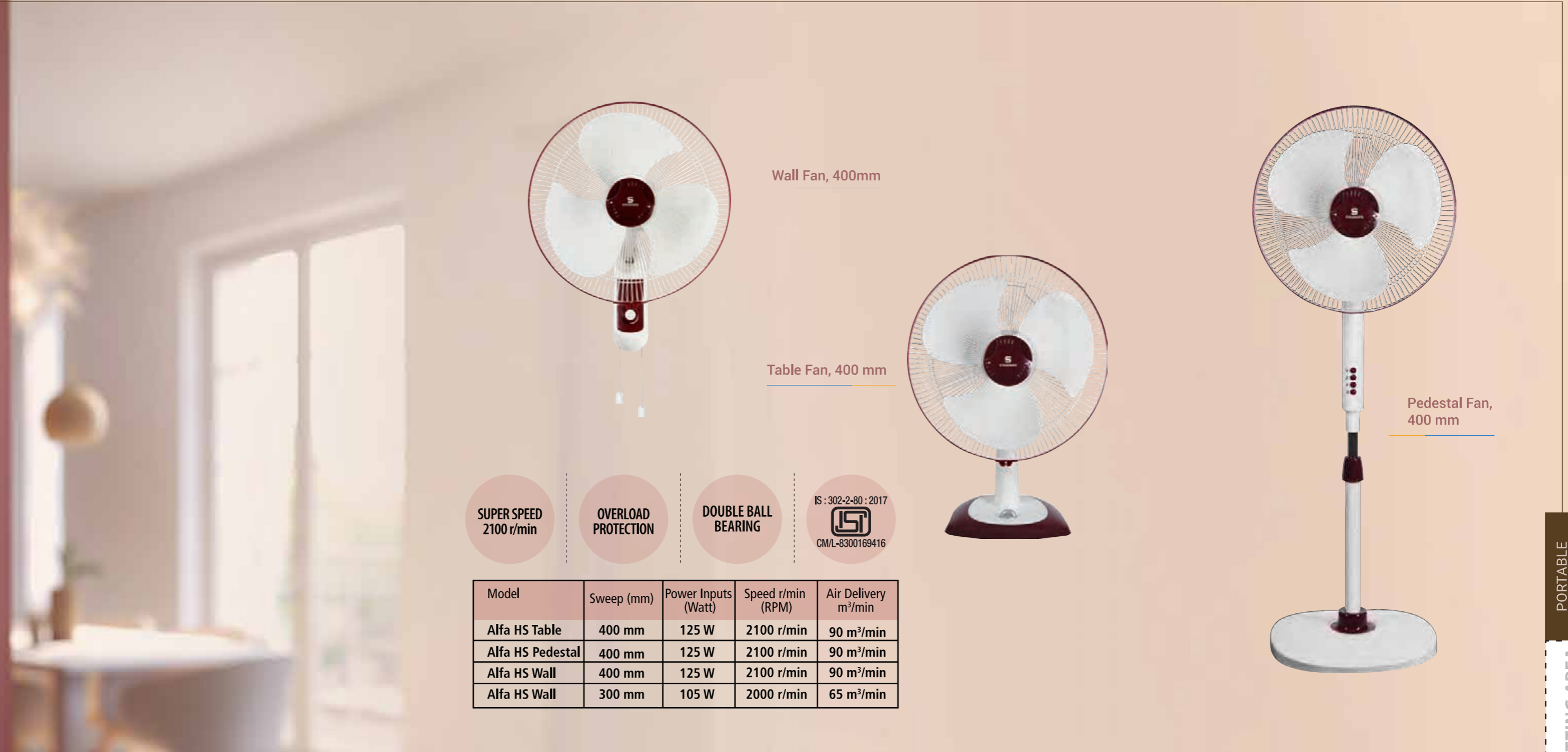
WEB MESH GUARD FOR HIGHER SAFETY



POWER 105 W



OSCILLATION



Wall Fan, 400mm



Table Fan, 400 mm



Pedestal Fan, 400 mm

SUPER SPEED 2100 r/min

OVERLOAD PROTECTION

DOUBLE BALL BEARING



Model	Sweep (mm)	Power Inputs (Watt)	Speed r/min (RPM)	Air Delivery m ³ /min
Alfa HS Table	400 mm	125 W	2100 r/min	90 m ³ /min
Alfa HS Pedestal	400 mm	125 W	2100 r/min	90 m ³ /min
Alfa HS Wall	400 mm	125 W	2100 r/min	90 m ³ /min
Alfa HS Wall	300 mm	105 W	2000 r/min	65 m ³ /min

PORTABLE RANGE

CUTTING AREA

ALFA

ALFA Table Fan, 400 mm



WEB MESH GUARD FOR HIGHER SAFETY



POWER 57 W



ATTRACTIVE DUAL COLOR



Wall Fan, 400 mm
White, Black, Blue & Blue -White



Wall Fan, 300 mm



Pedestal Fan, 400 mm
White, Black, Blue & Blue -White

LOW POWER CONSUMPTION

OVERLOAD PROTECTION

AERODYNAMIC BLADE



Model	Sweep (mm)	Power Inputs (Watt)	Speed r/min (RPM)	Air Delivery m ³ /min
Alfa Table	400 mm	57 W	1350 r/min	65 m ³ /min
Alfa Pedestal	400 mm	57 W	1350 r/min	65 m ³ /min
Alfa Wall	400 mm	57 W	1350 r/min	65 m ³ /min
Alfa Wall	300 mm	57 W	1350 r/min	52 m ³ /min

PORTABLE RANGE

CUTTING AREA

GAMA



GAMA
Pedestal Fan, 400 mm



WEB MESH GUARD
FOR HIGHER SAFETY



POWER
65 W



Wall Fan, 400 mm



Pedestal Fan, 400 mm

LOW POWER
CONSUMPTION

OVERLOAD
PROTECTION

AERODYNAMIC
BLADE

IS : 302-2-80 : 2017
CM/L-8530097417


Model	Sweep (mm)	Power Inputs (Watt)	Speed r/min (RPM)	Air Delivery m ³ /min
Gama Pedestal	400 mm	65 W	1350 r/min	65 m ³ /min
Gama Wall	400 mm	65 W	1350 r/min	65 m ³ /min

PORTABLE FANS

STORM AIR NEO OSCILLATION
Pedestal Fan, 400 mm



Storm Air Neo Oscillation




- [Storm Air Pro](#)
- [Storm Air Pro Oscillation](#)
- [Storm Air NX](#)
- [Storm Air NX Oscillation](#)

Model	Sweep (mm)	Power Inputs (Watt)	Speed r/min (RPM)	Air Delivery m ³ /min
Storm Air Pro	500 mm	135 W	1350 r/min	140 m ³ /min
Storm Air Pro Oscillation	500 mm	135 W	1350 r/min	140 m ³ /min
Storm Air Neo Oscillation	400 mm	90 W	2000 r/min	100 m ³ /min
Storm Air NX	500 mm	145 W	1400 r/min	140 m ³ /min
Storm Air NX Oscillation	500 mm	145 W	1400 r/min	140 m ³ /min


PORTABLE FANS



AXIS
Cabin Fan, 300 mm



PLUTO NEO Turquoise
Blue Cabin Fan, 230 mm



<p>SUPER SPEED</p>	<p>AERODYNAMIC BLADE</p>	<p>WEB MESH GUARD</p>	<p>IS : 302-2-80 : 2017  CML-9600094820</p> <p>Axis Cabin Fan</p>	<p>IS : 302-2-80 : 2017  CML-8800152317</p> <p>Pluto Neo Fan</p>
---------------------------	---------------------------------	------------------------------	--	---

Model	Sweep (mm)	Power Inputs (Watt)	Speed r/min (RPM)	Air Delivery m ³ /min
Axis cabin fan	300 mm	80 W	2300 r/min	75 m ³ /min
Pluto neo cabin fan	230 mm	45 W	2800 r/min	38 m ³ /min

PORTABLE RANGE

CUTTING AREA



EXHAUST FANS

PLASTIC - EXHAUST FAN




REFRESH AIR CT
Plastic Exhaust Fan



Refresh Air Window Neo



Refresh Air DX



Refresh Air DX - HS



Model	Sweep (mm)	Power Inputs (Watt)	Speed r/min (RPM)	Air Delivery m ³ /hour	Rated Frequency (Hz)	Noise Level (dB)
Refresh Air CT	150 mm	25 W	2000 r/min	275 m ³ /hour	50 Hz	43 dB
	100 mm	15 W	2400 r/min	120 m ³ /hour	50 Hz	40 dB
Refresh Air DX	250 mm	35 W	1250 r/min	750 m ³ /hour	50 Hz	44 dB
	200 mm	30 W	1300 r/min	500 m ³ /hour	50 Hz	42 dB
	150 mm	25 W	1350 r/min	280 m ³ /hour	50 Hz	34 dB
Refresh Air Window Neo	150 mm	20 W	2100 r/min	250 m ³ /hour	50 Hz	43 dB
Refresh Air DX - HS	150 mm	55 W	2500 r/min	650 m ³ /hour	50 Hz	58 dB
	200 mm	68 W	2000 r/min	900 m ³ /hour	50 Hz	58 dB

EXHAUST FANS



REFRESH AIR SPS
Metal Exhaust Fan



Refresh Air
DBB Neo



Refresh Air
SPS Premium



WEB MESH GUARD
FOR HIGHER SAFETY

Model	Sweep (mm)	Power Inputs (Watt)	Speed r/min (RPM)	Air Delivery m ³ /hour	Rated Frequency (Hz)	Noise Level (dB)
Refresh Air BB Neo	300 mm	70 W	1400 r/min	1850 m ³ /hour	50 Hz	40 dB
	230 mm	45 W	1400 r/min	860 m ³ /hour	50 Hz	40 dB
Refresh Air SPS	300 mm	45 W	1350 r/min	900 m ³ /hour	50 Hz	40 dB
	230 mm	35 W	1350 r/min	510 m ³ /hour	50 Hz	40 dB
	150 mm	48 W	2750 r/min	400 m ³ /hour	50 Hz	40 dB
Refresh Air SPS Premium	300 mm	45 W	1350 r/min	900 m ³ /hour	50 Hz	49 dB
	230 mm	35 W	1350 r/min	510 m ³ /hour	50 Hz	47 dB



Refresh Air SPS

INDUSTRIAL EXHAUST FANS



REFRESH AIR HD
Industrial Exhaust Fan



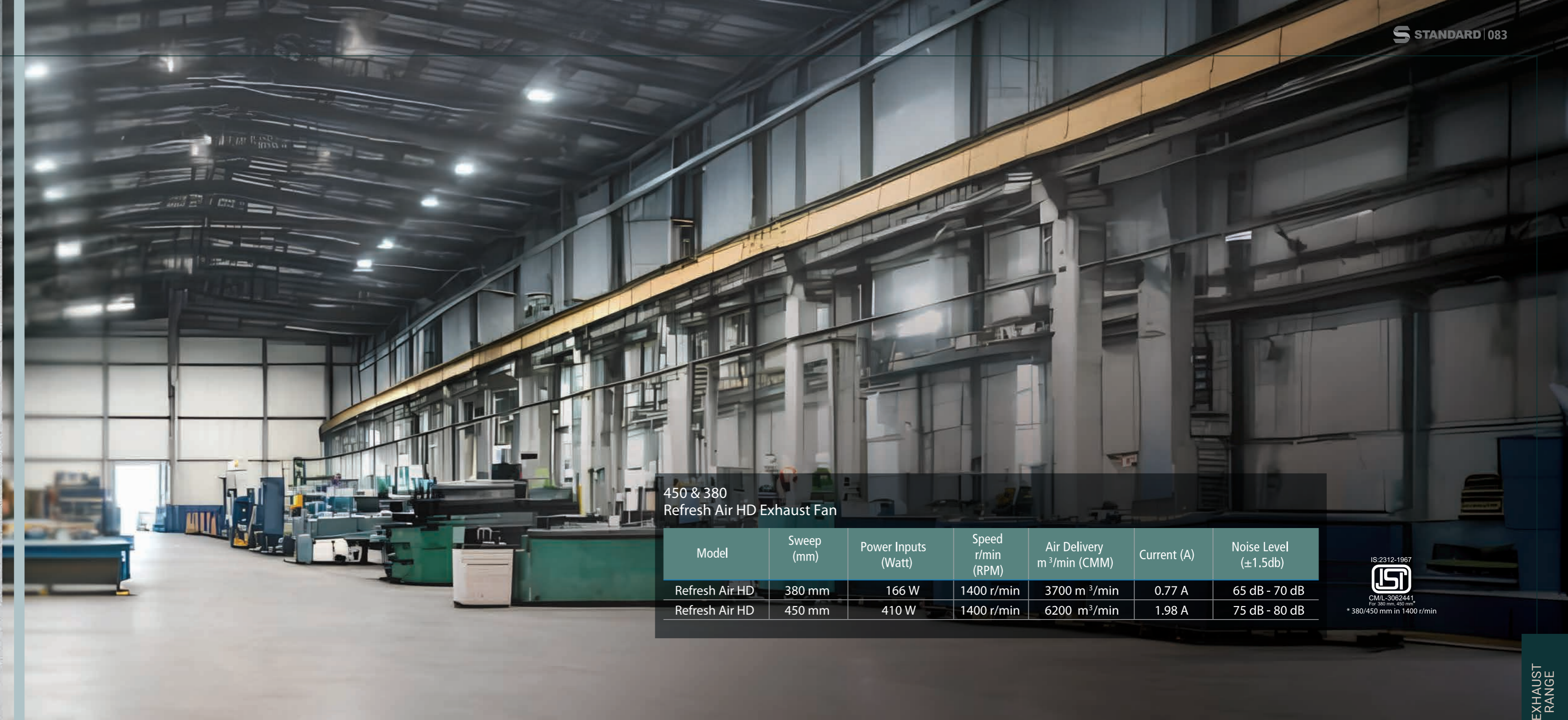
FRESHNESS
Get Fresh Air



SMOOTHNESS
Smooth Running Speed



IP55
Protected



450 & 380
Refresh Air HD Exhaust Fan

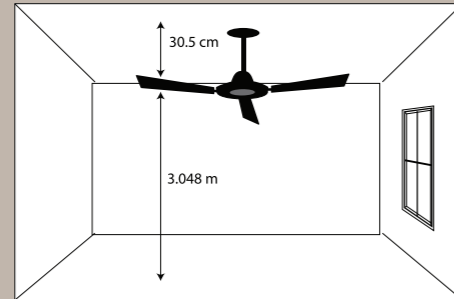
Model	Sweep (mm)	Power Inputs (Watt)	Speed r/min (RPM)	Air Delivery m ³ /min (CMM)	Current (A)	Noise Level (±1.5db)
Refresh Air HD	380 mm	166 W	1400 r/min	3700 m ³ /min	0.77 A	65 dB - 70 dB
Refresh Air HD	450 mm	410 W	1400 r/min	6200 m ³ /min	1.98 A	75 dB - 80 dB

IS:2312-1967
CML-3062441
For 380 mm, 450 mm
* 380/450 mm in 1400 r/min

SELECTION GUIDE

Ceiling Fans Recommended sweep for different room sizes

Model Size	Sweep / size (mm)	Suitable for room size
Ceiling Fan	600 mm	For small shops cabins & low ceiling
Ceiling Fan	750 mm	5.5 m ² (1.8 m x 3.0 m)
Ceiling Fan	900 mm	6.5 m ² (2.1 m x 3.0 m)
Ceiling Fan	1050 mm	9.3 m ² (3.0 m x 3.0 m)
Ceiling Fan	1200 mm	14.5 m ² (3.6 m x 4 m)
Ceiling Fan	1400 mm	20.8 m ² (4.3 m x 4.9 m)
Domestic Exhaust Fan	150 mm / 200 mm	9.2 m ³ (1.8 m x 1.8 m x 2.7 m)
Domestic Exhaust Fan	225 mm	16.3 m ³ (2.4 m x 2.4 m x 2.7 m)
Domestic Exhaust Fan	300 mm	20.4 m ³ (3.0 m x 2.4 m x 2.7 m)



To optimize the air delivery, ceiling fan should be approximately 3.048 m from the ground level and 30.5 cm below the ceiling.

For larger room with more than one fan, the centre distance between each fan would vary with the sweep/size of the fan.

For large halls, auditoriums, offices, install two or more ceiling fans with a space as specified below

Sweep of Fan (mm)	Centre Distance
900 mm	1.8 m
1050 mm	2.1 m
1200 mm	2.4 m
1400 mm	3.0 m

Selection Guide-Exhaust Fans Exhaust Fans

Ventilation rate (m³/h) = Volume (m³) x air changes per hour

Portable location	Air changes per hour
Office Hall / Bank / Hospital ward	08 h -12 h
Factory / Workshop	12 h - 20 h
Canteen / Restaurant	15 h - 20 h
Boiler House / Foundry	40 h - 60 h
Cinema / Auditorium / Kitchen / Toilet / Photographic darkroom	20 h - 30 h
Laboratory	08 h - 30 h

Example 1

Location : Office
 Air Volume : length (10 m) X width (10 m) x height (4 m) = 400 m³
 Air movement : 400 m³ X 10 h (as per table) = 4000 m³/h

Total Exhaust fan requirement

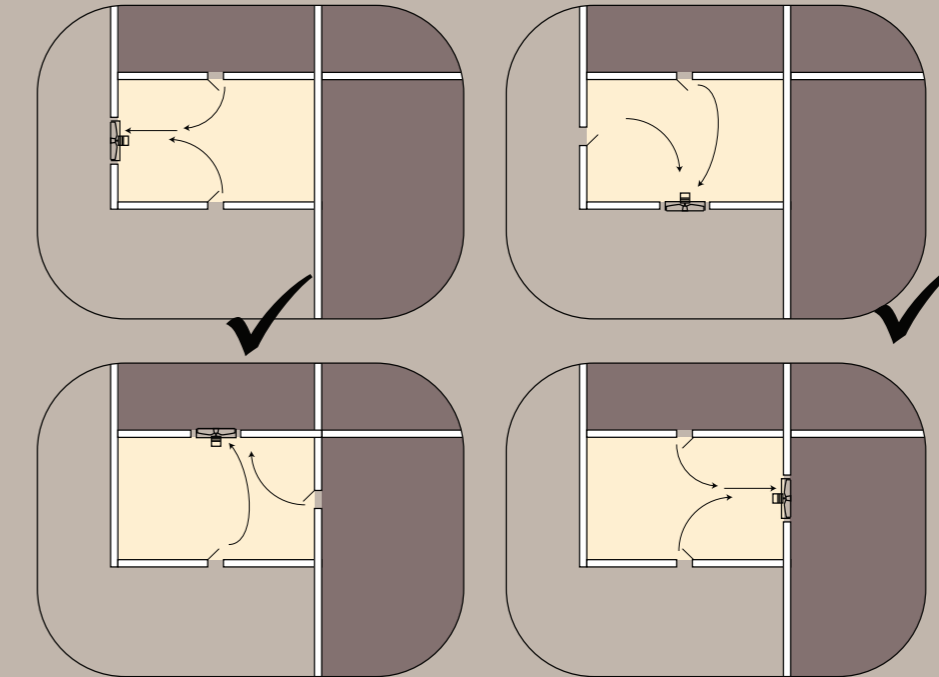
2 N (One fan of 300 mm sweep, 1420 r/min (Revolutions Per Minute)
 Exhaust fan discharge air @ 2000 m³/h).

Example 2

Location : Factory
 Air Volume : length (30 m) X width (20 m) x height (8 m) = 4800 m³
 Air movement : 4800 m³ X 20 h = 96000 m³/h

Total Exhaust fan requirement

9 N (One fan of 300 mm sweep, 900 r/min (Revolutions Per Minute)
 Exhaust fan discharge air @ 10520 m³ / h).





Havells India Ltd.

Corp Office: QRG Towers, 2D, Sector-126, Expressway,
Noida-201304 (U.P), Ph. +91-120-3331000

E-mail: standard.ho@havells.com | www.standardelectricals.com

Customer Care No. 08045 77 1313 | CIN - L31900DL1983PLC016304.

Copyright Subsists. Imitation of trade dress, graphics and color scheme of this packaging is a punishable offence.
Due to continuous product improvement, the product illustrated on this carton may vary slightly from the actual product.
Liability limited to repair/replacement of the product only.



STANDARD
WEB STORE
Scan to buy
Product Online



HAVELLS
ONE
Scan to
Download App



STANDARD
BRAND STORE
Scan for Nearest
Exclusive Store



Customer Care No. : 08045 77 1313



Reach us on +91-9711773333
to activate warranty & avail service.

All trademarks used herein are property of their respective owners. Any use of third party trademarks is for identification purpose only and does not imply endorsement